

Financial situation of the United Nations

possible. I would like to reassure you that we monitor peacekeeping cash flow situation constantly, and try to maximize the quarterly payments based on the available cash as priority.

To do so, however, we depend on Member States meeting their financial obligations to the United Nations in full and on time, and also on the expeditious finalization of MOUs with troop contributors for provision of equipment.

International tribunals

The financial position for international tribunals, which includes the newly established International Residual Mechanism, reflected slightly higher unpaid assessments at 5 October 2012, compared to 5 October 2011. As shown in **Chart 16**, unpaid assessments for tribunals amounted to \$63 million on 5 October 2012.

Nevertheless, a total of 95 Member States paid their assessed contributions in full for both international tribunals and the International Residual Mechanism by 5 October 2012, which is two higher than the level reached at 5 October 2011. Let me express our sincere appreciation again to those 95 Member States that have met their obligations in full (see **Chart 17**) and urge other Member States to pay their contributions to the international tribunals in full and on time.

The final financial position of the tribunals will depend on Member States continuing to honour their financial obligations over the remaining months of 2012 (see **Chart 18**). The breakdown of unpaid assessed contributions for the tribunals is shown in **Chart 19**. A lot will depend on payment to be made by these Member States.

Chart 20 shows cash flow figures for the tribunals for 2011 and 2012. The cash position is currently positive; however, the actual outcome depends also on Member States meeting their financial obligations to the tribunals in full and in a timely manner.

Capital Master Plan

A total of \$1.87 billion was assessed under the special account for the Capital Master Plan. In accordance with arrangements for financing of the capital master plan, 180 Member States were under the multi-year payments system and 12 Member States opted for one-time payment. As of 5 October 2012, payments totalling above \$1.86 billion have been made against assessments, with \$4.6 million still outstanding (see **Chart 21**). As the result, cash balances for CMP remain solid as shown in **Chart 22**.

I should like to thank those 149 Member States (see **Chart 23**) that have paid their Capital Master Plan assessments in full. In order to ensure the timely execution of the project, I would urge other Member States to follow their example.

Conclusions

In conclusion, Mr. Chairman, let me pa

equipment and consumables letters of assist and death and disability



The United Nations Financial Situation

Yukio Takasu
Under Secretary General for Management

United Nations

11 October 2012



Key Components

(US\$ millions)

		31 Dec 2011	5 Oct 2012
Assessments	Regular budget	2,415	2,412
	Peacekeeping	8,651	4,644*
	Tribunals	286	232
	Capital Master Plan	341	
Unpaid Assessments	Regular budget	454	855
	Peacekeeping	2,625	1,850
	Tribunals	27	63
	Capital Master Plan	87	5
Unpaid Assessments (percentage)	Regular budget	19	35
	Peacekeeping	30	40
	Tribunals	9	27
	Capital Master Plan	26	

* 2012/2013 assessments reduced in scale year (peacekeeping rates for 2013 not yet decided)



Key Components

(US\$ millions)

		31 Dec 2011	5 Oct 2012
Cash on Hand *	Regular budget*	94	149
	Peacekeeping*	3,636	3,597
	Tribunals	129	159
	Capital Master Plan*	861	585
			31 Dec 2012
Outstanding Payments to Member States	Peacekeeping	529	512

* Not including reserve accounts



Regular Budget: Assessment Status

(US\$ millions)

	2011	2012	Difference
Prior year's balance*	351	454	103
Assessments	2,415	2,412	(3)
Payments received	1,899	2,011	112
Unpaid assessments**	867	855	(12)

* As at 1 January

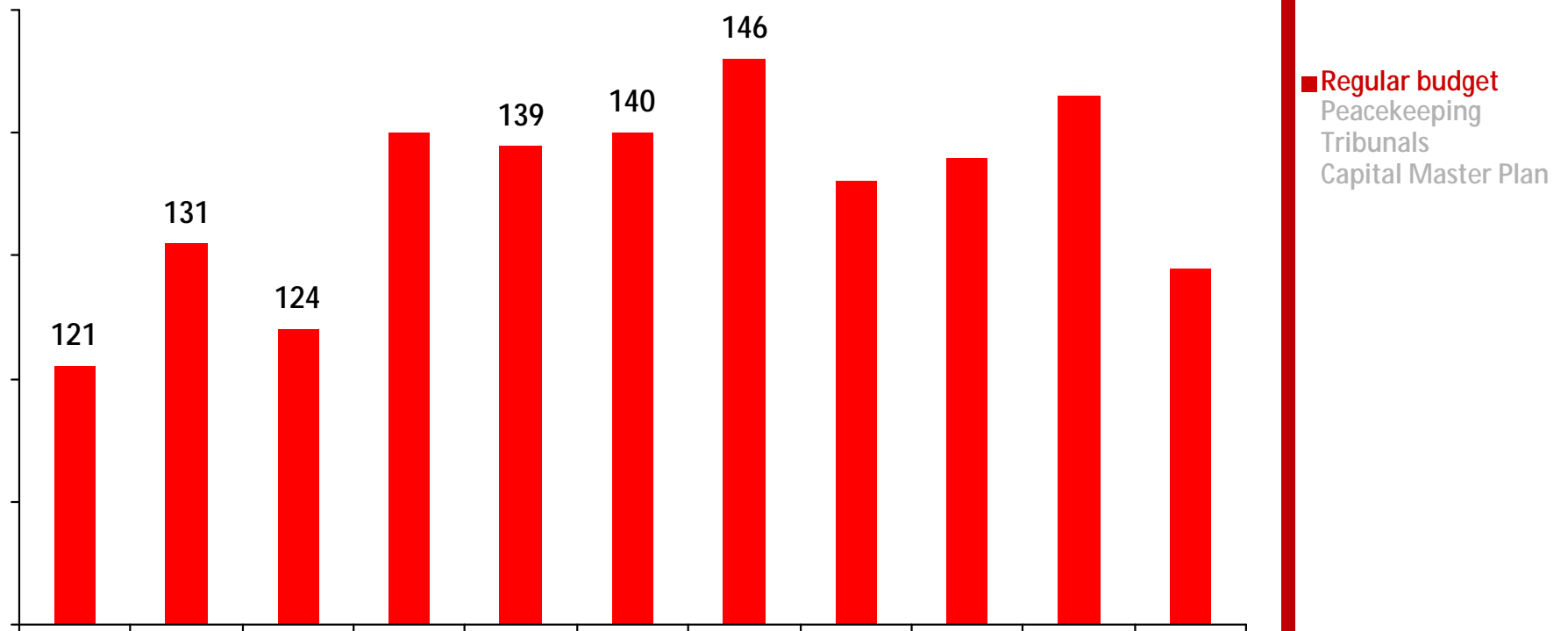
** As at 5 October



■ Regular budget
Peacekeeping
Tribunals
Capital Master Plan

Regular Budget Assessments

Number of Member States paying in full at Year end



Unpaid Regular Budget Assessments

(US\$ millions)



Outstanding	
Member State	5 Oct 2012
United States	744
Mexico	42
Saudi Arabia	20
Venezuela (Bolivarian Republic of)	14
59 Other Member States	35
Total	855

- Regular budget
- Peacekeeping
- Tribunals
- Capital Master Plan

Regular Budget Cash Position

Actual (US\$ millions)

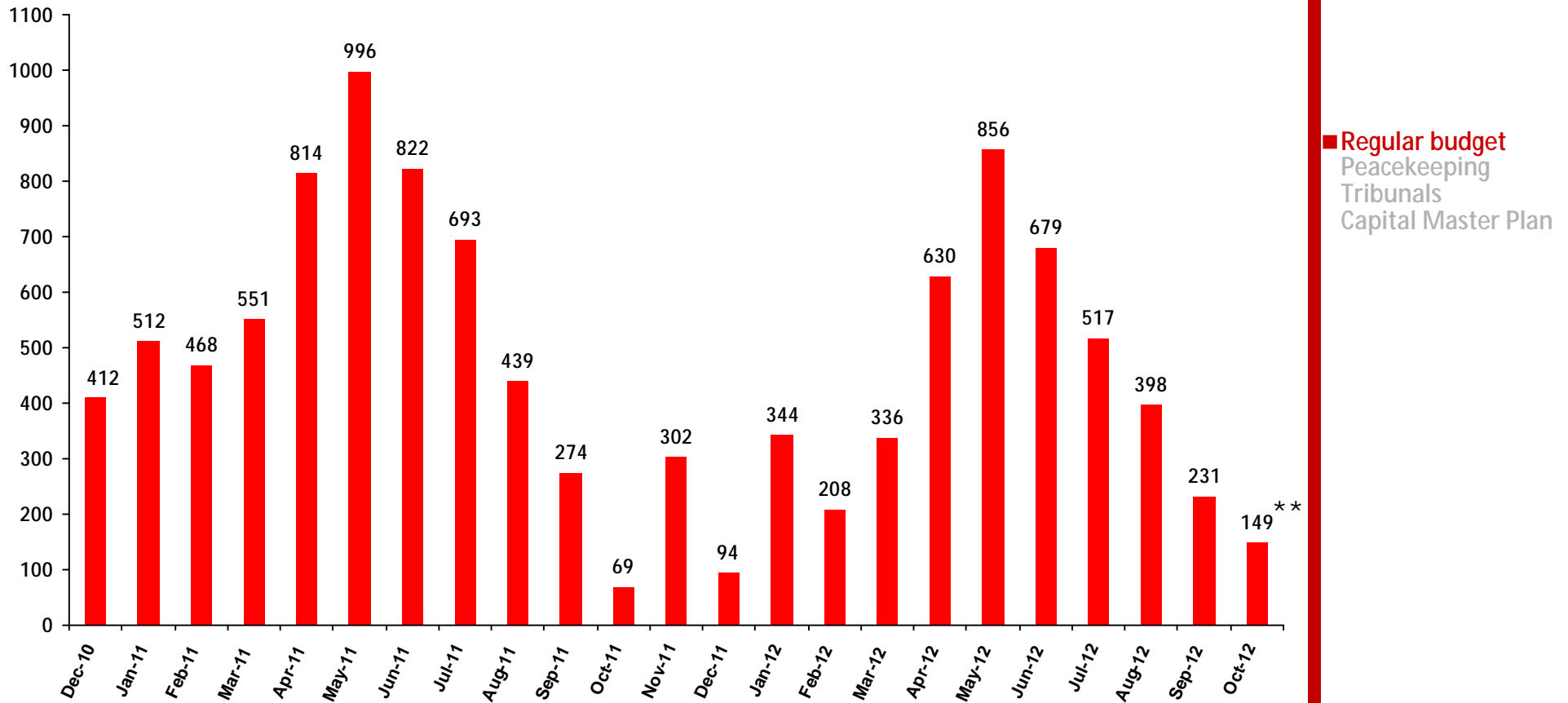


	31 December 2011	5 October 2012
Regular Budget	94	149
Working Capital Fund	150	150
Special Account	255	258
Combined General Fund	499	557

■ **Regular budget**
Peacekeeping
Tribunals
Capital Master Plan

Regular Budget Cash Position*

Actual Figures for Regular Budget for 2011 2012 (US\$ millions)



* Does not include balances in Working Capital Fund and Special Account

** At 5 October 2012

Disbursements for the rest of 2012 are projected to be around \$776 million.

Peacekeeping: Assessment Status

at 5 October 2012 (US\$ millions)



Outstanding assessments at 31 Dec 2011	2,625
Assessments during Jan 5 Oct 2012*	4,644
Total	7,269
Payments/credits received during Jan 5 Oct 2012	5,419
Outstanding assessments at 5 Oct 2012**	1,850

Regular budget
■ Peacekeeping
Tribunals
Capital Master Plan

* 2012/2013 assessments reduced in scale year (peacekeeping rates for 2013 not yet decided)

** Including assessments within 30 day period for UNIFIL and UNMIL (issued on 14 and 28 September 2012)

*Compared

Unpaid Peacekeeping Assessments*

(Actual) (US\$ millions)

Member State	5 Oct 2011	Member State	5 Oct 2012
Japan	648	Japan	356
Spain	490	United States	347
United States	405	Italy	137
Italy	251	Ukraine	134
United Kingdom	174	Saudi Arabia	118
Republic of Korea	168	Spain	115
Ukraine	140	United Kingdom*	99
China	121	Greece	76
Greece	117	United Arab Emirates	56
Others	790	Others*	412
Total	3,304	Total	1,850

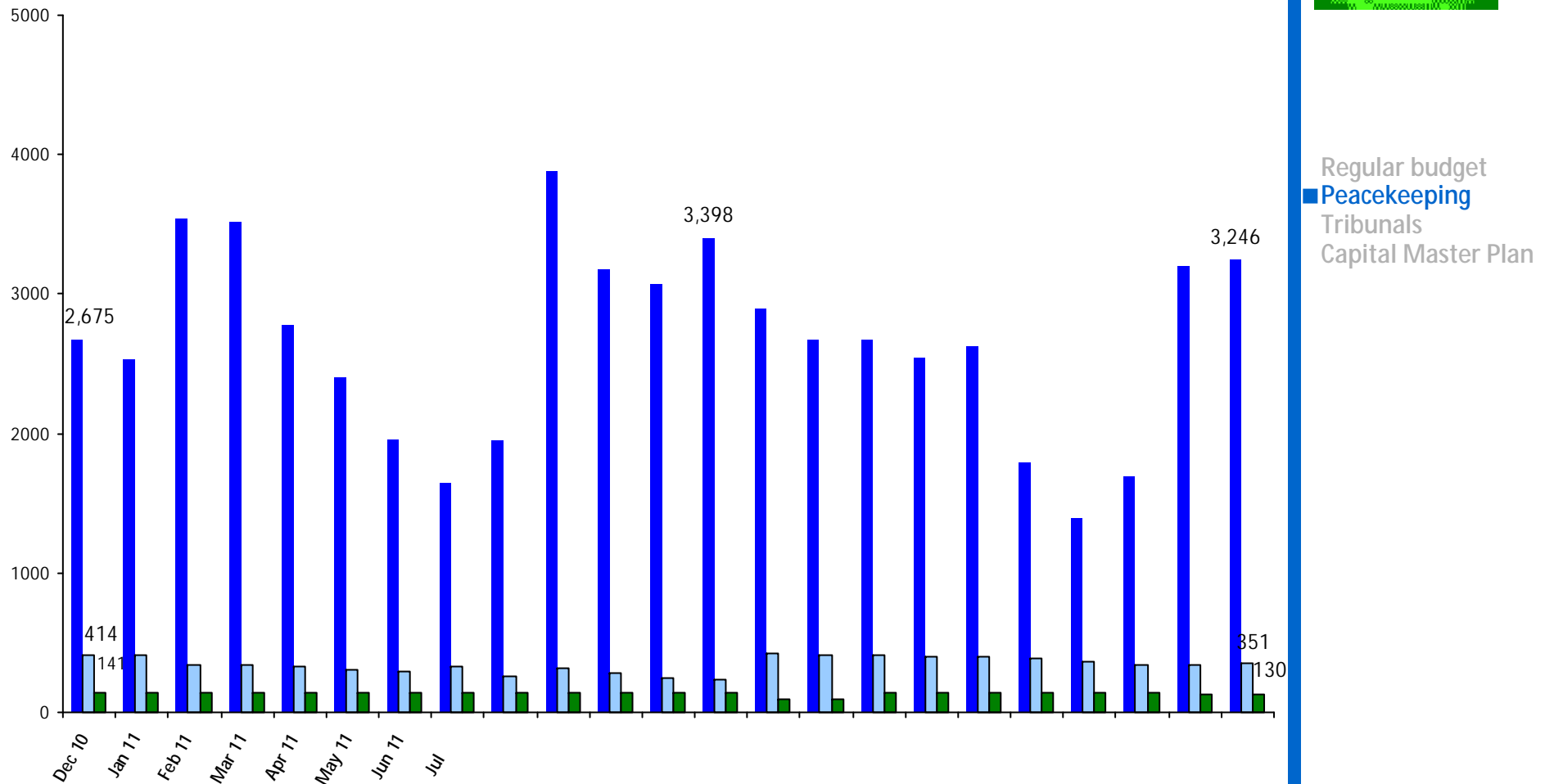


Regular budget
■ Peacekeeping
 Tribunals
 Capital Master Plan

*Payments received after the cut off date of 5 October 2012 are not reflected on this page.

Peacekeeping Cash Position

Actual Figures for Peacekeeping for 2011 2012 (US\$ millions)



Outstanding Payments to Member States

Amounts Owed for Troops/Formed Police Units and Contingent Owned Equipment (US\$ millions)



Regular budget
 ■ Peacekeeping

Tribunals
 Capital Master Plan

		Actual 2011*	Projected 2012
1 January	31	539	529
31			
New obligations		2,014	2,050
Payments to Member States		(2,024)	(2,067)
31 December		529	
		Over 12 months: 90	
		Less than	

Outstanding Payments to Member States

Projected 2012 Outstanding Payments (US\$ millions)



	31 Dec 2011	1 Oct 2012	16 Oct 2012	31 Dec 2012 (Projected)
Troop/formed police unit costs	173	349	12 *	139
COE claims (active missions)	270	550	362 **	287
COE claims (closed missions)	86	86	86	86
TOTAL ***	529	985	460	512

Regular budget
 ■ Peacekeeping
 Tribunals
 Capital Master Plan

* Payments for troops/formed police unit costs for all missions including supplemental payments will be current up to Aug/Sep 2012, except MINURSO up to Feb 2011, UNFICYP up to Feb 2012, and UNMIT up to Oct 2011.

** Payments for COE for active missions will be current up to Aug 2012 except MINURSO, UNFICYP, UNMIT and UNSOA.

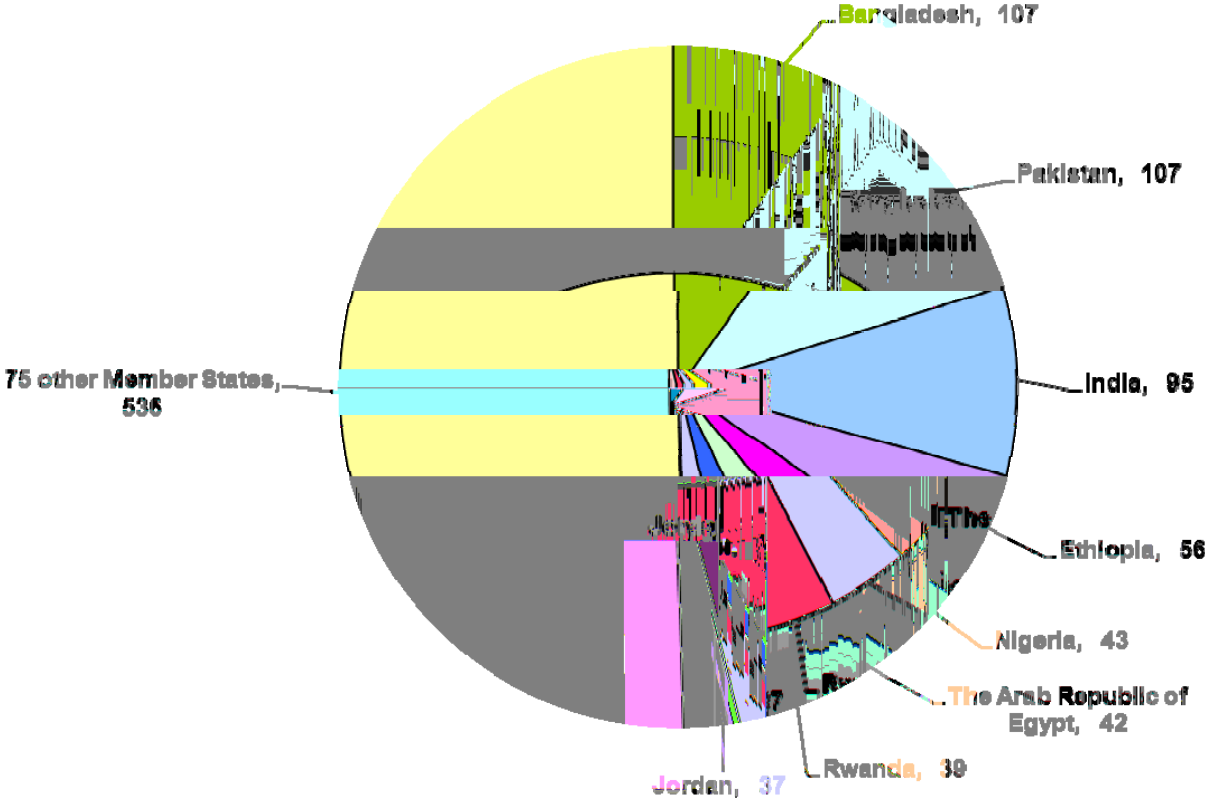
*** does not include Letters of Assist and death and disability claim costs which have balances of \$76 million and \$1 million at 1 October 2012 respectively.

Outstanding Payment to Member States

Amounts Owed for Troops/Formed Police Units and COE at 1 October 2012 (US\$ millions)



83 Member States



TOTAL 1,062 million*

*including Letter of assist

- Regular budget
- Peacekeeping
- Tribunals
- Capital Master Plan



Tribunal Assessments

Fully paid at 5 October 2012: 95 Member States

Andorra	Croatia	Kenya	Poland
Antigua and Barbuda	Cuba	Kuwait	Qatar
Argentina	Cyprus	Lao People's Democratic Republic	Republic of Korea
Armenia	Czech Republic	Latvia	Republic of Moldova
Australia	Denmark	Lesotho	Romania
Austria	Ecuador	Liberia	Samoa
Azerbaijan	Egypt	Libya	San Marino
Bahamas	Eritrea	Liechtenstein	Senegal
Belgium	Estonia	Luxembourg	Singapore
Belize	Finland	Madagascar	Slovakia
Benin	France	Malawi	South Africa
Bhutan	Georgia	Malaysia	Sweden
Bosnia and Herzegovina	Germany	Mauritius	Switzerland
Brazil	Ghana	Monaco	Syrian Arab Republic
Brunei Darussalam	Guyana	Mongolia	Tajikistan
Bulgaria	Haiti	Namibia	Thailand
Burkina Faso	Hungary	Netherlands	Timor Leste
Cameroon	Iceland	New Zealand	Turkey
Canada	India	Nicaragua	Turkmenistan
Chile	Ireland	Niger	Ukraine
China	Israel	Norway	United Kingdom
Colombia	Italy	Oman	United Republic of Tanzania
Costa Rica	Japan	Panama	Uzbekistan
Cote d'Ivoire	Kazakhstan		Zambia



Regular budget
Peacekeeping
■ Tribunals
Capital Master Plan

*Compared to 93 Member States at 5 October 2011

Outstanding Tribunal Assessments

at 31 December (US\$ millions)



Regular budget
Peacekeeping
Tribunals
Capital



Regular budget



Capital Master Plan

(US\$ millions)

Assessments	1,868.7
Payments at 5 Oct 2012*	1,864.1
Unpaid assessments	4.6



Regular budget
Peacekeeping
Tribunals

■ Capital Master Plan

* Not including payments to the working capital reserve fund of \$45 million, which had an outstanding balance of \$8,335 at 5 Oct 2012.

Capital Master Plan Cash Position*

Actual figures for CMP Fund for 2011 2012



Regular budget
Peacekeeping
Tribunals
■ Capital Master Plan

Capital Master Plan

Fully paid at 5 Oct 2012: 149 Member States

Albania	Croatia	Iraq	Mozambique	Solomon
Algeria	Cuba	Ireland	Myanmar	
Andorra	Cyprus	Israel	Namibia	
Antigua and Barbuda	Czech Republic	Italy	Nauru	
Argentina	Democratic People's	Japan	Netherlands	
Armenia	Republic of Korea	Jordan	New Zealand	
Australia	Democratic Republic of	Kazakhstan	Nicaragua	
Austria	Congo	Kenya	Niger	
Azerbaijan	Denmark	Kiribati	Nigeria	
Bahamas	Djibouti	Kuwait	Norway	
Bahrain	Ecuador	Kyrgyzstan	Oman	
Barbados	Egypt	Lao People's	Pakistan	
Belarus	El Salvador	Democratic Republic	Panama	
Belgium	Eritrea	Latvia	Paraguay	
Belize	Estonia	Lebanon	Philippines	
Benin	Finland	Lesotho	Poland	
Bhutan	France	Liberia	Portugal	
Bosnia and Herzegovina	Georgia	Libya	Qatar	
Botswana	Germany	Liechtenstein	Republic of Korea	
Brazil	Ghana	Lithuania	Republic of Moldova	
Brunei Darussalam	Greece	Luxembourg	Romania	
Bulgaria	Grenada	Madagascar	Russian Federation	
Burkina Faso	Guatemala	Malawi	Saint Kitts and Nevis	
Cameroon	Guinea	Malaysia	Samoa	
Canada	Guyana	Mali	San Marino	
Chile	Haiti	Malta	Saudi Arabia	
China	Honduras	Mauritius	Senegal	
Colombia	Hungary	Mexico	Serbia	
Congo	Iceland	Monaco	Singapore	
Costa Rica	India	Mongolia	Slovakia	
Cote d'Ivoire	Indonesia	Montenegro	Slovenia	



Regular budget
Peacekeeping
Tribunals
■ Capital Master Plan

Conclusions



- Cash positions are positive at year end except regular budget.
- Regular budget is facing pressure at year end.
- Outstanding payments to Member States will decrease to \$512 million at the end of 2012.
- The number of Member States meeting obligations meeting nb*sc.003D 1le4liga/51Tj /TT4 1 Tf .2275 0 TD .001 s
- The financial health of the Organization continues to depend on Member States meeting their financial obligations in full and on time.